

DIG INTO LINEAR FUNCTIONS: STACKING CUPS



Presented by MathLinks Authors
Mark Goldstein and Shelley Kriegler

For more information about our core programs for middle school and
intervention programs for grades 6-9, please visit:

www.mathandteaching.org

In this session, we will explore a context that motivates students to:

- Decide what data to collect and how to organize it to solve a problem,
- Use multiple approaches and tools to solve a problem,
- Explore some features of linear functions.



WHICH IS TALLER?



As we add the same number of cups to each stack, you think this always be true? Explain.

SPARK DISCUSSION WITH A VIDEO



From Andrew Stadel's Stack Cups at www.101qs.com

COLLECT SOME DATA

for the blue cups

Choose your variables

Choose an appropriate unit of measure

Record data in the table



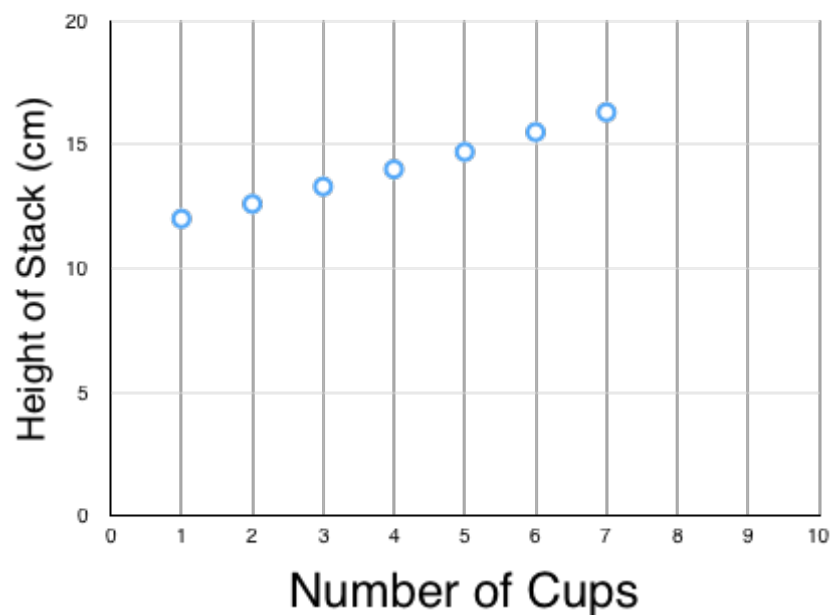
# of Cups	1	2	3	4	5	6	7
Height – Blue (cm)	12	12.6	13.3	14	14.7	15.5	16.3

GRAPH THE DATA

for the blue cups

# of Cups	1	2	3	4	5	6	7
Height – Blue (cm)	12	12.6	13.3	14	14.7	15.5	16.3

Stacking Cups (Blue)



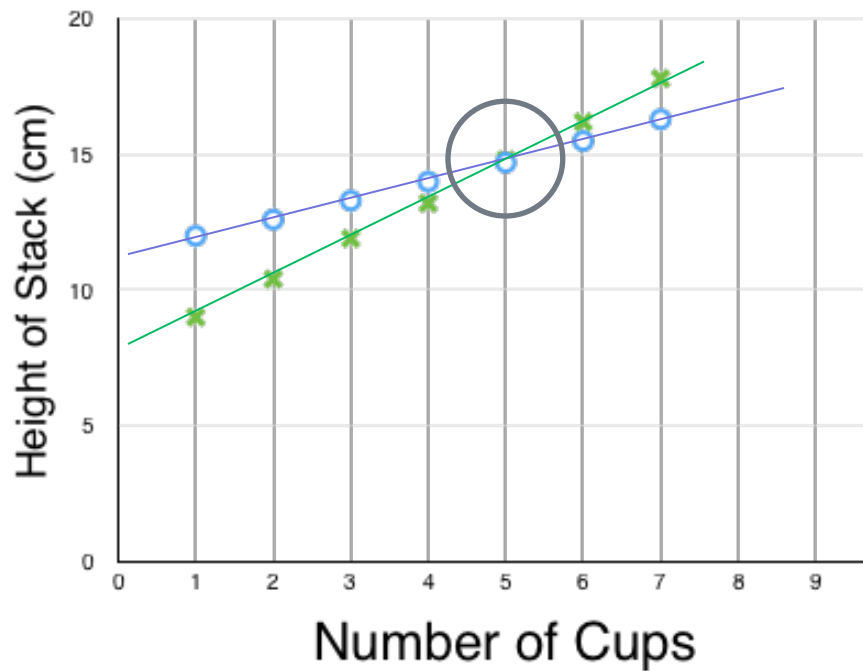
● blue cups



WHICH IS TALLER?

# of Cups	1	2	3	4	5	6	7
Height - Blue (cm)	12	12.6	13.3	14	14.7	15.5	16.3
Height - White (cm)	9	10.4	11.9	13.2	14.8	16.2	17.8

Stacking Cups




○ blue cups
× white cups



In this session, we

- Decided what data to collect and how to organize it to determine which stack of cups was taller.
- Used tables and graphs to solve a problem.
- Discussed some features of linear functions within a real life context.






OUR PROGRAMS:

- Comprehensive 6-8 curriculum
- Customized intervention grades 6-9
- Special education programs
- Supplemental programs
- Professional development

For more information, please visit our website at
www.mathandteaching.org



THANK YOU!

Shelley Kriegler
(shelley@mathandteaching.org)

Mark Goldstein
(mark@mathandteaching.org)

To download handouts or view webinars go to
www.mathandteaching.org/webinars