

## MATCH AND COMPARE SORTS

Match and Compare Sorts challenge students to make connections among vocabulary in multiple ways through partner work and discussions. They are located in multiple locations in *MathLinks*.

**Why:** Encourage student engagement and discussion, develop critical thinking skills about compare-contrast situations, and connect concepts to vocabulary words and phrases.

### Prepare ahead:

- Cut apart Match and Compare Sorting Cards and paper clip together (or ask students to do this). One set per partner is sufficient, and they may be reused.
- Reproduce (or project for students to copy) the Match and Compare Sort Template – one per student.















**Launch the activity:** Use one of the math or non-math examples to establish the steps of the activity and routines for discussion. First, students match a word or phrase to a description. Then they work with a partner to find similarities and differences among related vocabulary. And a short explanatory slide deck is included for teachers to view as desired.

- For Part 1, one partner has the triangle cards, and the other has the circle cards. Individually, each student matches the I-II-III-IV word cards to the A-B-C-D description cards. Partners discuss both sets of cards and agree that matches are correct. Both students record the matched card numbers, words, and card letters in the table. Discuss as a class if desired.
- For Part 2, with the whole class, choose one pair of matched number cards and discuss what is the same and what is different about the words or phrases on them. Show students how to record similarities and differences in a sorting circle (Venn) diagram. Ask partners to choose another pair of matched number cards. Students discuss and record what is the same and what is different about them in a Venn diagram. Students share with the class.

### Accountability/Follow-up Ideas:

- Circulate around the room and ask specific pairs to share their Venn diagrams.
- Ask a compare-contrast question as an exit slip or on a quiz.



## MATCH AND COMPARE SORTING CARDS: ACTIVITIES

<p>I </p> <p style="text-align: center;"><b>GYMNASTICS</b></p>	<p>I </p> <p style="text-align: center;"><b>DANCING</b></p>
<p>II </p> <p style="text-align: center;"><b>TRACK AND FIELD</b></p>	<p>II </p> <p style="text-align: center;"><b>RUNNING</b></p>
<p>III </p> <p style="text-align: center;"><b>WRESTLING</b></p>	<p>III </p> <p style="text-align: center;"><b>BOXING</b></p>
<p>IV </p> <p style="text-align: center;"><b>WATER POLO</b></p>	<p>IV </p> <p style="text-align: center;"><b>SWIMMING</b></p>
<p>A </p> <ul style="list-style-type: none"> <li>✓ Participants are usually competitors or sparring partners</li> <li>✓ Techniques include clinch fighting, throws and takedowns, joint locks, and pins</li> </ul>	<p>A </p> <ul style="list-style-type: none"> <li>✓ Involves music</li> <li>✓ Burns about the same number of calories as Jogging</li> <li>✓ Increases balance and coordination</li> </ul>
<p>B </p> <ul style="list-style-type: none"> <li>✓ Events include short, middle, and long distance running</li> <li>✓ Some events require jumping and weight throwing</li> </ul>	<p>B </p> <ul style="list-style-type: none"> <li>✓ Increases heart rate without impact on the body</li> <li>✓ Builds endurance and muscle strength through water resistance</li> </ul>
<p>C </p> <ul style="list-style-type: none"> <li>✓ Events include uneven bars, floor, and vault for women</li> <li>✓ Events include horizontal and parallel bars, rings, floor, and pommel horse for men</li> </ul>	<p>C </p> <ul style="list-style-type: none"> <li>✓ Participants are usually competitors or sparring partners</li> <li>✓ Includes jabbing, punching, and slugging</li> <li>✓ Gloves are typically worn</li> </ul>
<p>D </p> <ul style="list-style-type: none"> <li>✓ Played in the water</li> <li>✓ Activity has similarities to basketball and soccer</li> </ul>	<p>D </p> <ul style="list-style-type: none"> <li>✓ Aerobic activity typically done outside</li> <li>✓ Includes jogging and sprinting</li> </ul>

## MATCH AND COMPARE SORT: ACTIVITIES

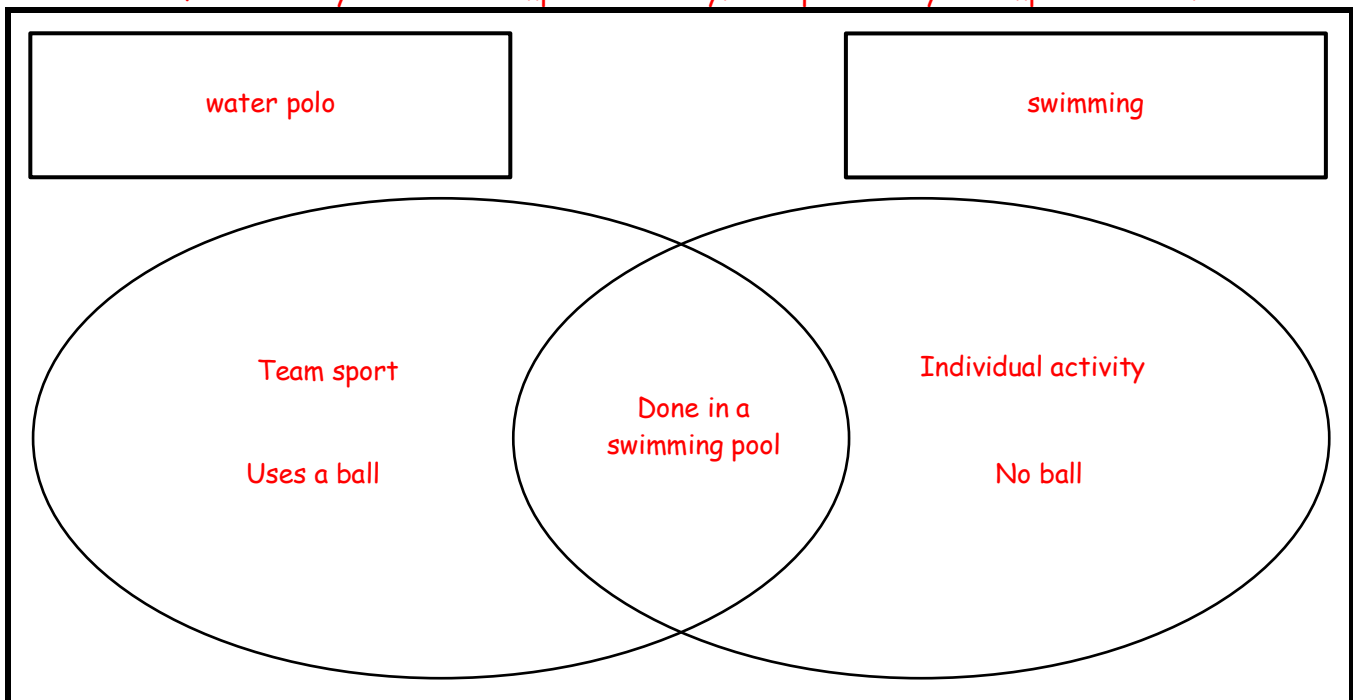
Answer Key

- Individually, match words with descriptions. Record results.

Card set 			Card set 		
Card number	word	Card letter	Card number	word	Card letter
I	gymnastics	C	I	dancing	A
II	track and field	B	II	running	D
III	wrestling	A	III	Boxing	C
IV	water polo	D	IV	swimming	B

















- Partners, choose a pair of numbered matched cards and record the attributes that are the same and those that are different.

Choice of vocabulary words to compare will vary. One possibility: example is shown.



- Partners, choose another pair of numbered matched cards and discuss the attributes that are the same and those that are different.



## MATCH AND COMPARE SORTING CARDS: SHAPES

<p>I </p> <p><b>ISOSCELES TRIANGLE</b></p>	<p>I </p> <p><b>KITE</b></p>
<p>II </p> <p><b>EQUILATERAL TRIANGLE</b></p>	<p>II </p> <p><b>SQUARE</b></p>
<p>III </p> <p><b>TRIANGLE</b></p>	<p>III </p> <p><b>QUADRILATERAL</b></p>
<p>IV </p> <p><b>RIGHT TRIANGLE</b></p>	<p>IV </p> <p><b>RECTANGLE</b></p>
<p>A </p> <ul style="list-style-type: none"> <li>✓ Exactly one right angle</li> <li>✓ The other two angles are acute</li> </ul>	<p>A </p> <ul style="list-style-type: none"> <li>✓ 2 pairs of equal side lengths</li> <li>✓ Not all 4 sides have equal length</li> <li>✓ The side pairs of equal length are adjacent to one another</li> <li>✓ Some think they can fly</li> </ul>
<p>B </p> <ul style="list-style-type: none"> <li>✓ Sides are of no specific length</li> <li>✓ 3 angles of no specific measure</li> </ul>	<p>B </p> <ul style="list-style-type: none"> <li>✓ 2 pairs of equal side lengths</li> <li>✓ Equal side lengths are opposite each other.</li> <li>✓ Same shape as a “Speed Limit” sign</li> </ul>
<p>C </p> <ul style="list-style-type: none"> <li>✓ 3 sides of equal lengths</li> <li>✓ 3 equal angle measures</li> <li>✓ Same shape as a “Yield” traffic sign</li> </ul>	<p>C </p> <ul style="list-style-type: none"> <li>✓ Sides are of no specific length</li> <li>✓ 4 angles of no specific measure</li> </ul>
<p>D </p> <ul style="list-style-type: none"> <li>✓ At least two equal side lengths</li> <li>✓ At least two equal angle measures</li> </ul>	<p>D </p> <ul style="list-style-type: none"> <li>✓ 4 equal side lengths</li> <li>✓ Four equal angle measures</li> <li>✓ Same shape as a “No U Turn” sign</li> </ul>

# MATCH AND COMPARE SORT: SHAPES

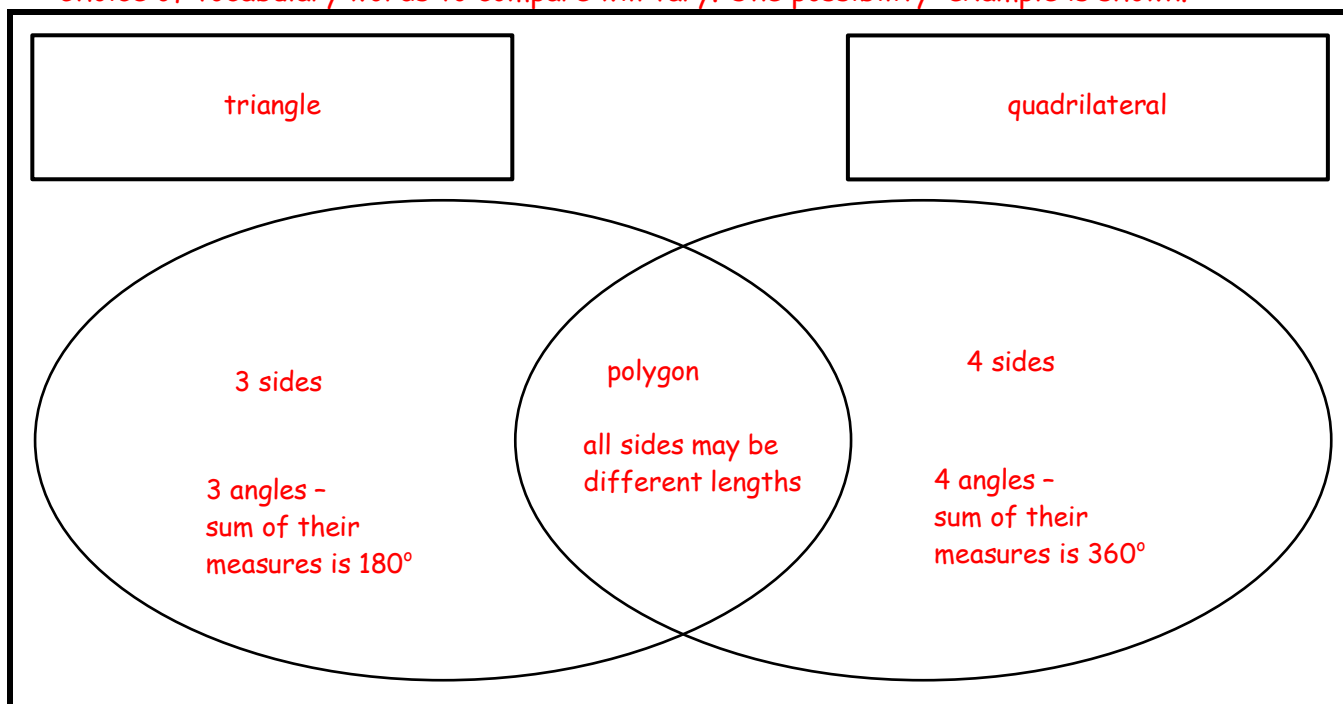
## Answer Key

- Individually, match words with descriptions. Record results.

Card set 			Card set 		
Card number	word	Card letter	Card number	word	Card letter
I	isosceles triangle	D	I	kite	A
II	equilateral triangle	C	II	square	D
III	triangle	B	III	quadrilateral	C
IV	right triangle	A	IV	rectangle	B

- Partners, choose a pair of numbered matched cards and record the attributes that are the same and those that are different.

Choice of vocabulary words to compare will vary. One possibility: example is shown.



- Partners, choose another pair of numbered matched cards and discuss the attributes that are the same and those that are different.