
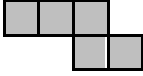
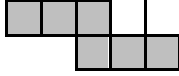


### QUIZ 6-7A

1. Square tiles are placed in a pattern below.

Step 1	Step 2	Step 3	Step 4
			

a. Draw step 4.

b. Complete the table.

Step # ( $x$ )	1	2	3	4	5
# of squares ( $y$ )					

c. Write a rule for the pattern.

d. How many square tiles are in step 50?

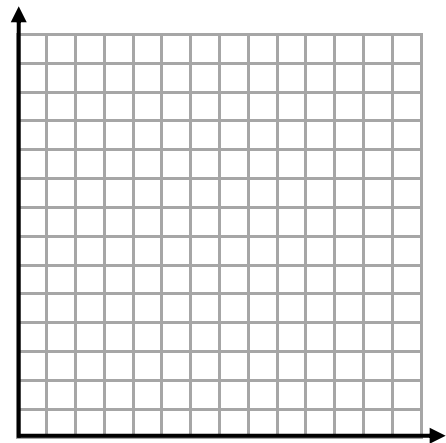
2. Gloria is riding her electric scooter. She rides it at a constant rate for 4 hours and travels 64 kilometers.

a. Complete the table.

Time in hours ( $t$ )	4	2	1	3		
Distance in kilometers ( $d$ )					8	24

b. Write an equation that relates distance and time.

c. Draw a graph to represent the data. Be sure to label the graph and scale axes.



### QUIZ 6-7A

Continued

3. Two music companies stream music at different price rates.

Music Mania  
4 songs for \$6

Streaming Songs Inc.  
8 songs for \$10

a. Complete the table for each.

Music Mania	
Quantity (x)	Cost in \$ (y)
4	
8	
1	
2	
3	

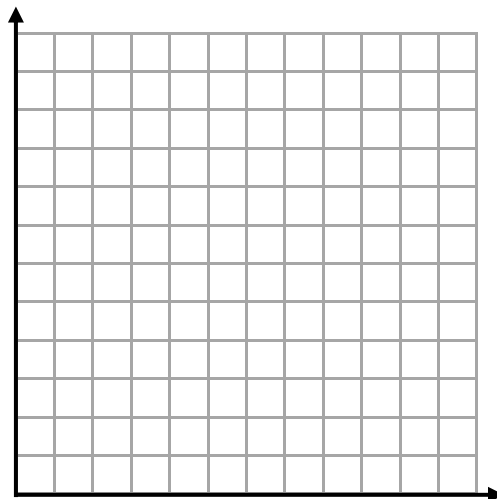
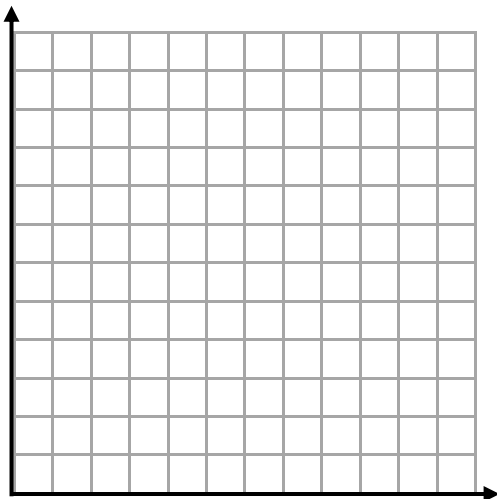
Streaming Songs Inc.	
Quantity (x)	Cost in \$ (y)
8	
4	
1	
2	
3	

b. Write a rule for each.

Music Mania: \_\_\_\_\_

Streaming Songs Inc: \_\_\_\_\_

c. Complete a graph for each, including a title and labels.



d. Which company has a lower unit price? Explain.